



Taking Fire to Great Lengths

With a massive landscape of deep, generous flame among river rocks and white sand or sparkling tumbled glass, Town & Country defines the wide screen category of fireplaces.


The Wide Screen WS54 makes a statement in the largest rooms, with the look of a custom fireplace and breathtaking views of deep, full flames.

PRODUCT FEATURES

- Clean Face wide screen format
- Huge ceramic disappearing glass
- Create your perfect fire inside the firebox with Design-A-Fire
- Integrated Micro-Mesh Safety Screen
- Overhead Halogen Interior Lighting
- Natural gas or propane
- Battery back-up to operate during power outages
- Versatile Installation up to 110 feet from an exterior wall with optional power venting
- Superior materials and construction
- Full integration with Smart Home Control Systems
- Total square inches of viewing area: 740
- BTU Input NG/LP: 54,900 high, 46,200 low
- Efficiency 26.3% (Based on CPSC P.4.1-15)

Please note: Due to elevation and fuel type, flame characteristics may not be exactly as shown.

FIREBOX PANEL OPTIONS




BLACK PORCELAIN



COFFEE BEAN BROWN PORCELAIN



COPPER PORCELAIN




TITANIUM PORCELAIN

BURNER OPTIONS



BLACK DIAMOND BURNER



TUMBLLED GLASS IN 4 COLORS

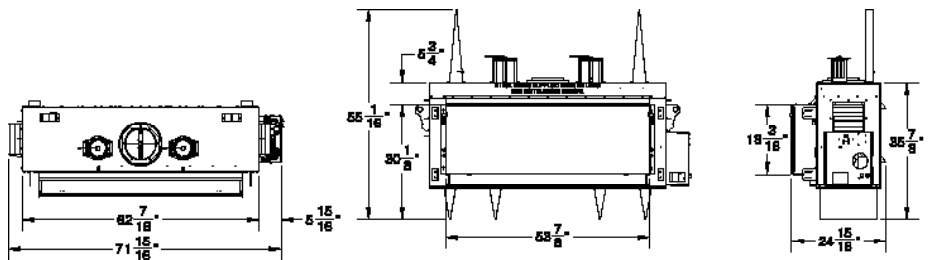


TRANQUILITY BURNER



RIVER ROCK IN 3 FINISHES

DIMENSIONS (SERIES D)



Weight: 584 lbs.